



SUNTUF®

SUNTUF® profiled polycarbonate sheet is an outstanding roofing material that offers superior physical properties.

- First Polycarbonate roof in Australia
- First to introduce lifetime warranty
- Suntuf® has been proven over 25 years under Australian conditions
- 99.9% UV protection



SUNTUF® SOLARSMART™

SolarSmart™ reflects more heat across the entire ultraviolet light spectrum, not just the portion that provides visible light.

Near infra-red radiation from the sun is invisible to our eyes but contains large amounts of heat that we feel on our skin. SolarSmart™ is unique in its ability to block out near infra-red heat radiation. Hold up a sample to the sun or to an ultraviolet lamp and you will feel the SolarSmart™ difference.

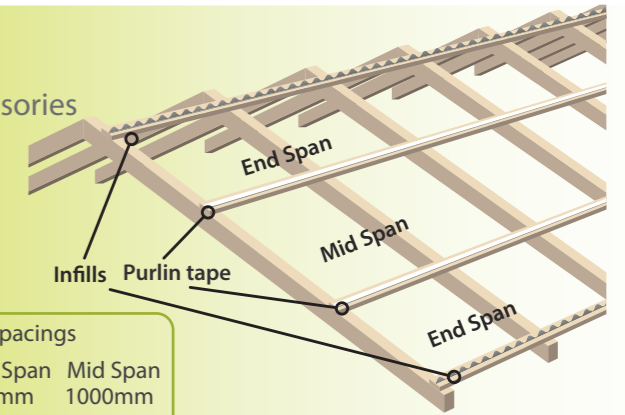


	SOLAR GREY Light Transfer 20% Solar Transmittance 43%
	CEDAR BRONZE Light Transfer 25% Solar Transmittance 48%
	SMOOTH CREAM Light Transfer 44% Solar Transmittance 33%
	OPAL Light Transfer 45% Solar Transmittance 40%
	WHITE DIFFUSED Light Transfer 85% Solar Transmittance 80%
	CLEAR Light Transfer 90% Solar Transmittance 86%

	METALLIC JASPER Light Transfer 15% Solar Transmittance 16%
	SANDUNE Light Transfer 15% Solar Transmittance 15%
	DIFFUSED GREY Light Transfer 20% Solar Transmittance 18%
	DIFFUSED ICE Light Transfer 25% Solar Transmittance 21%
	TRANSPARENT GREY Light Transfer 20% Solar Transmittance 30%

INSTALLATION GUIDELINES

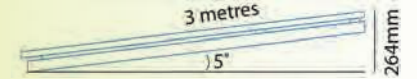
step 1
Purlins & accessories



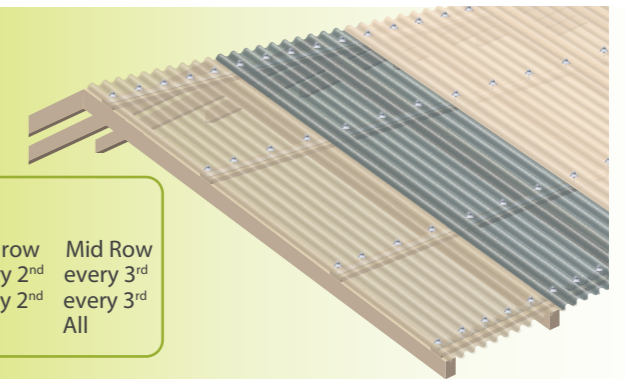
Maximum Purlin Spacings

Profile	End Span	Mid Span
Corrugated	800mm	1000mm
Greca	900mm	1200mm
5 Rib	900mm	1200mm

Ensure that your roof pitch is at least 5°, ie. 88mm rise per lineal metre. This will ensure adequate water run off.



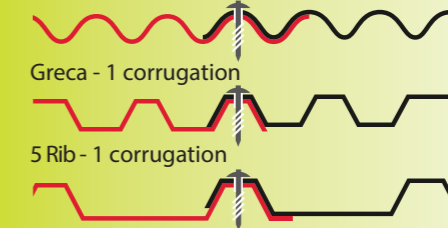
step 2
Fixings



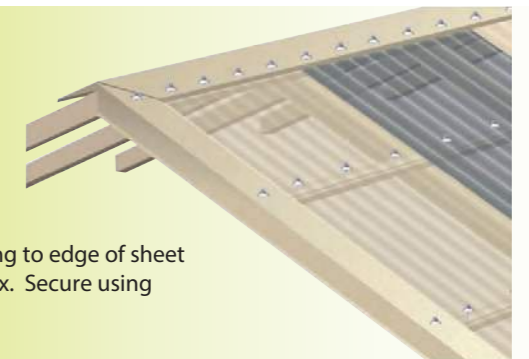
Fixing at crests:

Profile	End row	Mid Row
Corrugated	every 2 nd	every 3 rd
Greca	every 2 nd	every 3 rd
5 Rib	All	All


Overlap:
Corrugated - 1 1/2 corrugations



step 3
Capping & flashings for various installations



APEX ROOF - Fit barge capping to edge of sheet and ridge capping to the apex. Secure using recommended fixing screws



AGAINST A WALL/FASCIA - Fit barge capping to edge of sheet and apron flashing at the wall or fascia. Secure using recommended fixing screws.



UNDER A GUTTER - Fit Back channel flashing with foam infill strips under gutter prior to laying sheets and Barge Capping to edge of sheet.



ACCESSORIES



OneShot® fixing features a Class 4 coating for superior corrosion resistance. Self Drilling Screws can save up to 50% installation time.

Handling and Storage

- Store sheets on a flat surface in a well-protected and shaded area out of direct sunlight.
- Sheets stacked / stored in the sun will be affected by heat build-up and possible distortion. Any damage caused by this will void the warranty.
- Take care to avoid moisture build up between stored sheets which can cause possible whitening of the sheets.
- Ensure sheets are free from any chemical, paint solvents and sealant contact (including silicone type products) as these type of products are incompatible with polycarbonate sheeting.
- Sheets may be cleaned with warm soapy water and a soft sponge. Hose down thoroughly – ensure all possible safety precautions are taken.

Product Warranty

- Lifetime Warranty against loss of light transmission
- Lifetime Warranty against UV affected colour distortion
- Warranty against hail damage

FULL WARRANTY TERMS AND CONDITIONS AVAILABLE FROM www.palram.com.au

Safety

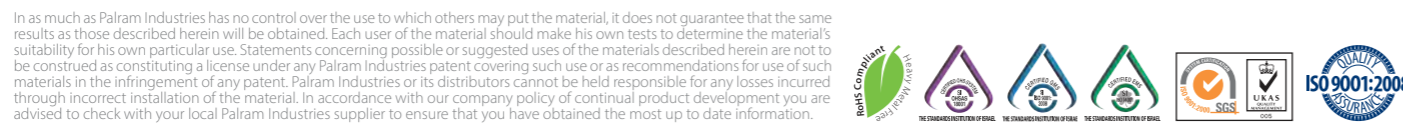
Never walk directly on Suntuf®, or any other polycarbonate sheets. Use a board placed across at least 3 rafters to spread the load.

Ensure all local safety building regulations / codes are adhered to.

Front page photo courtesy of Pergolas Plus

All marketing materials and any content therewith provided by Palram® are provided solely for the purpose of supporting and enhancing the marketing of Palram® products. These materials are protected by Palram's intellectual property rights and may not be used for any other purpose or in connection with the sale of products of any other manufacturer. These materials may not be transferred to or used by any third party without prior permission of Palram.

	PALRAM SA/NT 517A Cross Keys Road Cavan SA 5094 Tel: (08) 8262 2288 Fax: (08) 8262 3388 salesa@palram.com	PALRAM NSW/ACT Unit 2 / 26 Redfern Street Wetherill Park NSW 2164 Tel: (02) 8788 6100 Fax: (02) 8788 6199 salesnw@palram.com	PALRAM QLD Unit 9C / 380 Bilsen Road Geebung QLD 4034 Tel: (07) 3172 5581 Fax: (07) 3172 5516 salesqld@palram.com	PALRAM VIC/TAS 34 Buys Court Derrimut VIC 3030 Tel: (03) 9219 4400 Fax: (03) 9219 4455 salesvic@palram.com	PALRAM WA 74 Christable Way Landsdale WA 6065 Tel: (08) 9302 4173 Fax: (08) 9302 5287 saleswa@palram.com	
	<p>In as much as Palram Industries has no control over the use to which others may put the material, it does not guarantee that the same results as those described herein will be obtained. Each user of the material should make his own tests to determine the material's suitability for his own particular use. Statements concerning possible or suggested uses of the materials described herein are not to be construed as constituting a license under any Palram Industries patent covering such use or as recommendations for use of such materials in the infringement of any patent. Palram Industries or its distributors cannot be held responsible for any losses incurred through incorrect installation of the material. In accordance with our company policy of continual product development you are advised to check with your local Palram Industries supplier to ensure that you have obtained the most up to date information.</p>					



©1997 Palram Industries Ltd. | SUNTUF® is a registered trademark of Palram Industries Ltd.



Your Outdoor Lifestyle Solution

05/2015 The data in this publication supersedes previous releases. For the latest update refer to our website.

SUNTUF®
 Profiled Polycarbonate Sheeting

