




MAXPLUG[®]

**QUICK-SETTING HYDRAULIC MORTAR
STOPS LEAKS UNDER PRESSURE**



DESCRIPTION

MAXPLUG is a quick-setting cement-based mortar that instantly stops running water from cracks, holes or other openings in concrete, masonry and other substrates. It is slightly expansive and does not shrink, starts hardening in few seconds and sets within three to five minutes depending on the temperature. Packed in grey powder form, it only requires water for mixing.

APPLICATIONS

- Sealing leaks instantly in concrete surfaces, solid masonry and other sound supports .
- For emergency repairs on water pipes. For broken pipes, **MAXPLUG** will even work when the pipes are under pressure.
- Emergency plugging of gas leaks .
- In connections sealing between slab and walls giving a shoulder ending, as well as in cold concrete joints.
- Anchoring bolts and other accessories that require immediate use.
- In basement, tunnels and sewers, to stop water under pressure.

ADVANTAGES

- Does not contract, or become weak due to its exothermic reactions .
- It increases in volume. Its rapid setting, three to five minutes, may be controlled, (either sped up or slowed down) by adding warm or cold water. The setting may even be instantaneous .
- It is the proper maintenance material for homes and industry.

- It is not toxic when it comes into contact with drinking water.
- Its mechanical properties are comparable to those of concrete, and in some cases even superior.
- It sets under water .
- It does not contain chlorides .
- Easy to use

HOW TO USE

Surface preparation

All cracks should have a minimum depth of 4 centimetres and an opening of 3 to 4 centimetres. Make a square-shape cut, preferably dovetail to the surface to which the material is to be applied; avoid the "V" shape. See drawing at bottom of the page. Clean the surface until it is free of all loose materials; wet the surface if water is not present at the time of application. Use **MAXPLUG** without force.

Mixing

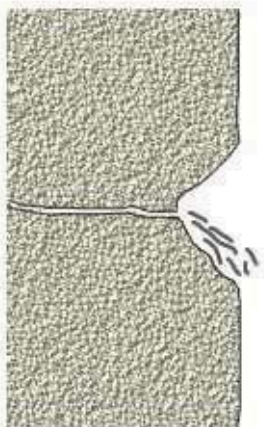
Mix only the amounts of **MAXPLUG** that can be applied in three minutes; if it is a water leak, mix only the amount of material that can be used with your hand. Use a plastic or rubber container, fill with **MAXPLUG** as needed, and add water slowly until it has the consistency of cement mortar. One kilogram of **MAXPLUG** requires 0.28 litres approx. of water depending on weather conditions .

Application


MAXPLUG can be applied with a trowel, a spatula or even by hand. As any abrasive material, make sure to use protective rubber gloves when applying by hand.

Leaks in cracks or joints

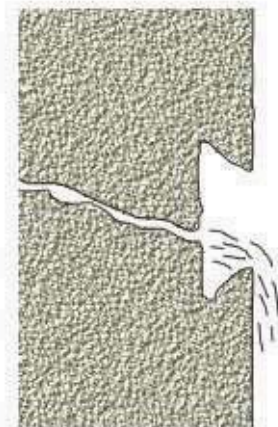
Once the surface has been prepared by removing the loose concrete from the crack and cutting to a



WRONG



RIGHT



BEST



SEALING PROCESS WITH MAXPLUG



depth of 5 cm, apply **MAXPLUG** in small amounts. Mix only the amounts of material that can be applied by hand; do not pour the material in place; always use your hands. Wait until it becomes warm before applying, immediately remove the excess material and continue until the crack is finished. Under great pressure, in tunnels and basements do not try to plug up the crack at once.

Sealing concrete slabs and walls.

This is very common in basements, elevator shafts, swimming pools and water towers. Make sure there is an opening of at least 2 x 3 cm, and seal it with **MAXPLUG** making a waterproof cover at the joint of floor and wall.

Expansion joints.

MAXPLUG, a rigid product once it has set is not the ideal material for this type of work since expansion joints are subject to constant movement.

Nevertheless, it can be used to stop water in expansion joints; after when it has dried, the expansion joint is re-made with a flexible material. (Maxjoint Elastic being the most suitable material for expansion joints)

Anchoring.

MAXPLUG is ideal to anchor bolts and metal fixtures to concrete.

Application temperature and curing

Normal weather, MAXPLUG takes between three to five minutes to set, depending on the temperature of the product, the water and atmospheric condition. Three to five minutes setting time is for temperature in the 18 °C to 20 °C range.

Warm weather, when temperatures are high and **MAXPLUG** sets very quickly, cold water must be used to delay the setting time, allowing you time to apply the material.

In extreme cases, keep the product in the shade and add ice to the mixing water.

Tools cleaning

Every tool must be cleaned right away with water after being used. Once material becomes hard it can only be removed by mechanical methods.

CONSUMPTION

One kilogram of **MAXPLUG** fills approximately 0.615 - 0.620 litres, depending on the amount of water used.

(1kg of **MAXPLUG** fills approximately 615 to 629 cubic centimeters).

PACKAGING

MAXPLUG is supplied in 25 kg drums and 5 kg cans.

STORAGE

In unopened containers for 36 months, when properly shipped and stored.

IMPORTANT INDICATIONS

- Use the same clean and dry trowel for taking out the product from the package. Do not mix the product with other materials; the mixture can modify its characteristics.
- For further information, consult our Technical Department.

SAFETY AND HEALTH

As any cement-based material, **MAXPLUG** is an abrasive product, a protective rubber gloves must be used to prepare the mixture and apply it. If any of

mixture gets into the eyes, rinse thoroughly with clean water, but do not rub. If irritation continues, consult a doctor. For further information, consult the Safety Data Sheet for this product.

GUARANTEE

The information contained in this leaflet is based on our experience and technical knowledge, obtained through laboratory testing and from bibliographic material. **DRIZORO** reserves the right to introduce changes without prior price. Any use of this data beyond the purposes expressly specified in the leaflet will not be the Company's responsibility unless authorised by us. We shall not accept responsibility exceeding the value of the purchased product. For any other queries, please contact our Technical Department.

This version of bulletin replaces the previous one.

TECHNICAL DATA

Mechanical resistance	kp/cm ²	
AGE	FLEXURAL STRENGTH	COMPRESSIVE STRENGTH
30 minutes	12	38
3 days	37	225
7 days	57	362
28 days	52	407

Test. nº. 14-1/83-M INCE, MADRID.

© Scientific Waterproofing Products Pty Ltd.. ABN: 155 659 948

Address: Unit 4/92 BRYANT Street, Padstow, NSW 2211, AUSTRALIA

Tel: +61 2 9771 0011 Fax: +61 2 9771 0111

Email: info@swppl.com.au <http://swppl.com.au/>

National Hotline: 1300 303 301 National Faxline: 1300 369 932

DRIZORO®
Construction Products

Don't just waterproof it...
DRIZORO it!

Visit: www.swppl.com.au

SWP SCIENTIFIC WATERPROOFING PRODUCTS

DRIZORO®
Construction Products

