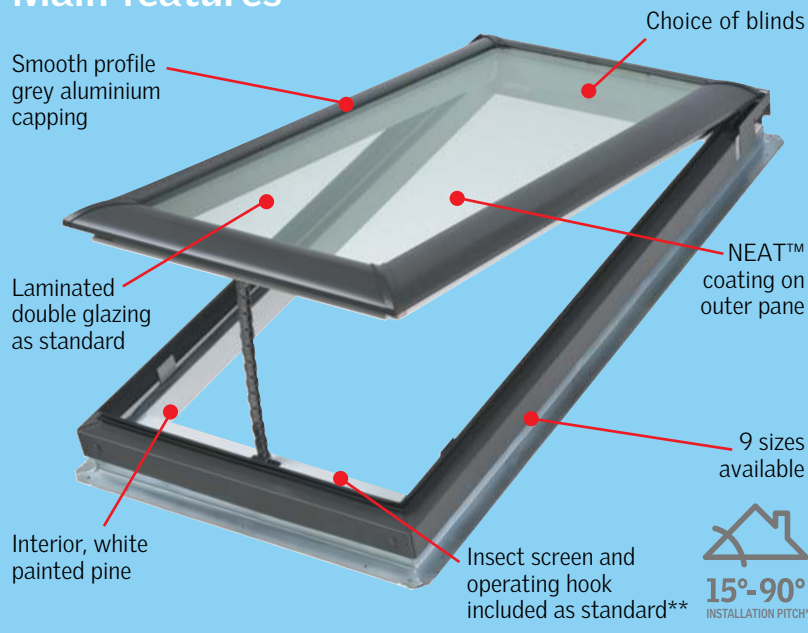


VS Manual Skylight Pitched Roof

Main features



Construction

Quality frame made from Ponderosa pine. Factory treated with a base preservative to reduce mould and mildew. Further treated with paint (2 coats) for a clean white interior finish.

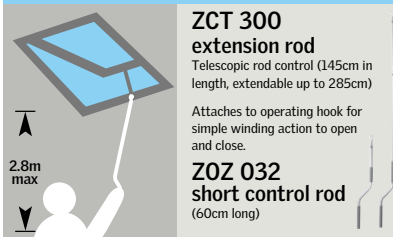
VS Skylights are operated manually. The VS has a hook included which requires a rod control to wind the hook and open the sash. Or for applications within reach, a winder handle can be used.

Control options**

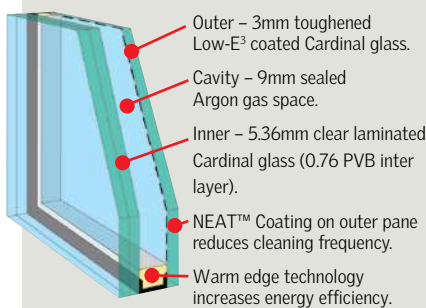
Within reach situations



Out of reach situations



High Performance Double Glazing



Benefits:

- Radiant heat block: Complete window Glass only **approx 80%**
- UV Harmful rays block **approx 70%**
- WERS rating **approx 99%**
- Double layer of Low-E³ coating. **5 stars**
- 10 year warranty on insulated glass seal.
- Reduced cleaning frequency.

Australian Standard AS1288

Laminated glass (standard with VS) must be used for skylights installed 3m or more above floor level.

NEAT™ Photocatalytic Coating

- Silicene Dioxide/Titanium Dioxide coating reacts with the sun's UV rays to decompose surface organic dirt before rinsing away with the next shower of rain, thereby reducing cleaning frequency.
- The coating also makes the glass surface smoother, so water disperses evenly, sheets off, and evaporates quickly; thereby minimising water spotting on the pane.

10 YEAR WARRANTY
on skylights, flashings and glazing

3 YEAR WARRANTY
on blinds and accessories

VS technical performance

CodeMark is a voluntary certification scheme owned by the Commonwealth of Australia that provides legally binding evidence of compliance to the Building Code of Australia. One certificate replaces dozens of technical papers.



Australian Standards

VELUX Skylights are tested and approved to the appropriate Australian Standards.

AS4285 SKYLIGHTS
Cyclonic & Non-Cyclonic

AS1288 OVERHEAD GLAZING
Laminated inner pane

AS3959 BUSHFIRE
Attack Level 40[^]

AS1530.8.1: BCA BOUNDARY SEPARATION†
Class 1 & Class 10 buildings:
Within 900mm of a boundary wall
Class 2 to Class 9 buildings:
3 metres from a boundary wall^{^^}

VELUX Skylights are deemed non-combustible by CSIRO and thereby comply with BCA Fire Separation requirements.

BASIX Selection Guide
Timber, Low-E, Double glazed, Argon filled

† CSIRO assessment report available on request. VELUX recommends consultation with relevant authority before work commences. Skylight assessed in closed position.

[^] Roof pitch 18°-75°. Skylight only. Custom-made flashing required. Skylight tested in closed position, additional mesh protection may be required for opening apertures (consult local council).

^{^^} Skylight cannot be closer than 3m unless the boundary is adjoining a road or public place. Consult BCA for further details.

Hailstone Test

VELUX Simulated Tests †ASTM E822-2009.

‡ ASTM E822-2009 standard practice for determining resistance of Solar Collector Covers to Hail impact with propelled ice balls.

Energy rating

VS Skylights have been energy rated in accordance with the Skylight Energy Rating Scheme (WERS).

★★★★★ **Maximum 5 stars Summer Ratings**

4.5 out of 5 stars for Winter Rating.

4.5 out of 5 stars for Cool Daylight in Summer.

Technical Values

U-value (W/m²K)

Complete skylight	2.50
Glass only	1.93

Solar Heat Gain Co-efficient

Complete skylight	0.21
Glass only	0.28

Visible Light Transmittance

Complete skylight	0.48
-------------------	------

Luminous Efficacy (Ke = VT/SHGC)

Complete skylight	2.29
-------------------	------

Acoustic performance

Complete skylight	32dB#
-------------------	-------

All figures generated by AFRC accredited simulators. Figures based on complete skylight; nominal size 1140mm (W) x 1180mm (H).

** Winder handle and extension rods to be purchased separately. Details overleaf.

Based on RW value tested to AS1276.1.

* For roofs below 15° pitch, skylights need to be raised to 15° and custom flashed. VELUX can assist with technical advice and drawings. (NB: build-up not recommended in Bushfire areas.)

VS Manual Skylight Pitched Roof

Choice of solar powered blinds

The thermal performance of VS Skylights can be enhanced with the inclusion of a blind. Different levels of light and heat control are available by using either Blockout or Honeycomb blinds. Tailor-made to fit perfectly to each size of skylight, they are easy to install and are supplied with aluminium side channels allowing blinds to be positioned at any point on the skylight.

Honeycomb blinds



- Adds a decorative effect.
- Colour: White on both sides.
- Materials: Double layered pleats (polyester) form a 'honeycomb' structure. Inner faces of honeycomb structure have aluminium coating.
- Near-total light reduction.
- Reduce heat by approx 60%.^
- Easy to fit using VELUX **Pick&Click!**^{®1} system.
- Operated by wireless wall-mounted keypad (provided).

Blockout blinds



- Provides blackout from light.
- Colour: White on internal side. Silver coating on external side.
- Materials: Light-tight polyester with heat resistant coating. Aluminium side channels and top cover.
- Near-total light reduction.
- Reduce heat by approx 40%.^
- Easy to fit using VELUX **Pick&Click!**^{®1} system.
- Operated by wireless wall-mounted keypad (provided).

Blinds sold separately.

Choice of flashing

EDW flashing



EDW flashing is used for skylights installed into tiled roofs and low profiled metal roofs (such as corrugated iron and spandek – not suitable for metal profiles such as Klip-Lok, Trimdek).



EDL flashing



EDL flashing is used for skylights installed into slate or shingle roofs – typically 4-8mm thick. 'L' shaped sections are provided that act as soaker pieces on either side of the skylight.



EKW combination flashing



Designed for installing multiple skylights side-by-side or above-below. Skylights must be spaced 100mm apart. EKW suitable for same roofs as EDW flashing.



NB: For roofs below 15° pitch, skylights need to be raised to 15° and custom flashed. VELUX can assist with technical advice and drawings. (NB: build-up not recommended in Bushfire areas.)

NB: NEW VELUX blinds and flashings do not fit older VELUX products. Contact VELUX to check availability of suitable blinds and flashings.

VS – frame and glazing dimensions

Profile height above batten 130mm

Product/size code ▶	C01	C04	C06	C08	M04	M06	M08	S01	S06
Overall frame size wxh – mm	550x700	550x980	550x1180	550x1400	780x980	780x1180	780x1400	1140x700	1140x1180
Internal glass size wxh – mm	407x519	407x799	407x999	407x1219	637x799	637x999	637x1219	997x519	997x999
Daylight area (M ²)	0.21	0.33	0.41	0.50	0.51	0.64	0.78	0.52	1.00
Ventilation area (M ²)	0.31	0.44	0.54	0.64	0.65	0.79	0.95	0.68	1.20
Weight in kg*	20.2	24.5	29.3	31.7	31.4	35.2	39.4	35.9	48.1

Skylights can only be installed as per orientation depicted above.

NB: Opening Restrictors: BCA 2013 Vol 1 & 2 regulations (Prevention of Falls from Windows – Balustrades & Barriers): contact VELUX for information relating to restrictor devices for within-reach opening skylights.

* Weight includes flashing.

^ Based on VELUX internal testing with 3076 model Roof Window.