

VSS Solar Skylight Pitched Roof

Main features

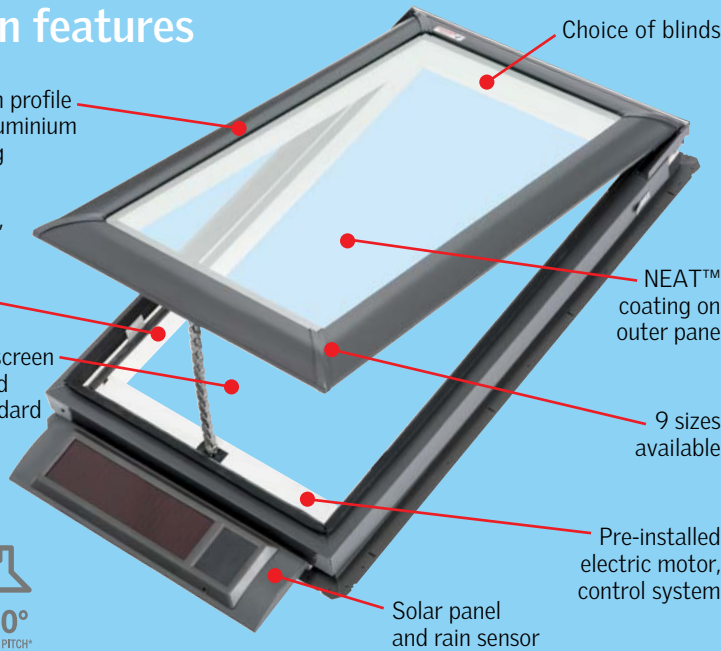
Smooth profile
grey aluminium
capping

Interior,
white
painted
pine

Insect screen
included
as standard



15°-60°
INSTALLATION PITCH*



Construction

Quality frame made from Ponderosa pine. Factory treated with a base preservative to reduce mould and mildew.

Further treated with paint (2 coats) for a clean white interior finish.

Wireless control

The VSS Solar Powered Skylight comes complete with a radio frequency controller with advanced control options for both skylight and blind operations.

Externally mounted rain sensors automatically close the skylight once rain is detected**.

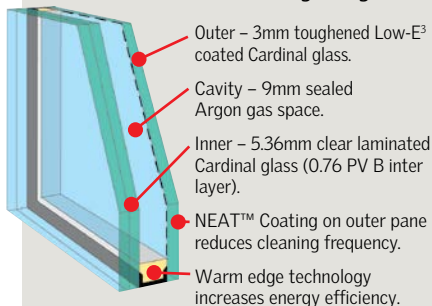
One controller (provided) can operate up to 200 VELUX products. Timer function included. For home Automation Systems, KLF 200 interface is available.



High Performance Double Glazing as standard

2004

High Performance laminated glazing



- Outer – 3mm toughened Low-E³ coated Cardinal glass.
- Cavity – 9mm sealed Argon gas space.
- Inner – 5.36mm clear laminated Cardinal glass (0.76 PV B inter layer).
- NEAT™ Coating on outer pane reduces cleaning frequency.
- Warm edge technology increases energy efficiency.

Benefits:

- Radiant heat block: Complete window Glass only **approx 80%**
- UV Harmful rays block **approx 70%**
- Noise reduction factor# **32 decibels**
- WERS rating **5 stars**
- Double layer of Low-E³ coating.
- 10 year warranty on insulated glass seal.
- Reduced cleaning frequency.

Australian Standard AS1288

Laminated glass must be used for skylights installed 3m or more above floor level (standard with VSS).

NEAT™ Photocatalytic Coating

- Silicone Dioxide/Titanium Dioxide coating reacts with the sun's UV rays to decompose surface organic dirt before rinsing away with the next shower of rain, thereby reducing cleaning frequency.
- The coating also makes the glass surface smoother, so water disperses evenly, sheets off, and evaporates quickly; thereby minimising water spotting on the pane.



* For roofs below 15° pitch, skylights need to be raised to 15° and custom flashed. VELUX can assist with technical advice and drawings. (NB: build-up not recommended in Bushfire areas.)

**Activation causes the skylight to close faster than normal operation. Rain Sensor can be de-activated for a set period using the remote control unit.

#Based on STC value tested to ISO/IEC 17025:2005.

10 YEAR WARRANTY
on skylights,
flashings & glazing

3 YEAR WARRANTY
on blinds, accessories
& electric controls

VSS technical performance

Australian Standards

VELUX Skylights are tested and approved to the appropriate Australian Standards.

AS4285 SKYLIGHTS
Cyclonic & Non-Cyclonic

AS1288 OVERHEAD GLAZING
Laminated inner pane

AS3959 BUSHFIRE
Attack Level 40[^]

AS1530.1: BCA BOUNDARY SEPARATION†
Class 1 & Class 10 buildings:
Within 900mm of a boundary wall
Class 2 to Class 9 buildings:
3 metres from a boundary wall^{^^}

VELUX Skylights are deemed non-combustible and thereby comply with BCA Fire Separation requirements.

† CSIRO assessment report available on request. VELUX recommends consultation with relevant authority before work commences. Skylight assessed in closed position.

[^] Roof pitch 18°-60°. Skylight only. Custom-made flashing required. Skylight tested in closed position, additional mesh protection may be required for opening apertures (consult local council).

^{^^} Skylight cannot be closer than 3m unless the boundary is adjoining a road or public place. Consult BCA for further details.

Hailstone Test

VELUX Simulated Tests ^{††}ASTM E822-2009.

^{††} ASTM E822-2009 standard practice for determining resistance of Solar Collector Covers to Hail impact with propelled ice balls. Hailstone test not performed on solar panel.

Energy rating

VSS Skylights have been energy rated in accordance with the Skylight Energy Rating Scheme (WERS).

★★★★★ **Maximum 5 stars Summer Ratings**

4.5 out of 5 stars for Winter Rating.
4.5 out of 5 stars for Cool Daylight in Summer.

Glazing type **2004**

U-value (W/m ² K)	
Complete skylight	2.50
Glass only	1.93

Solar Heat Gain Co-efficient

Complete skylight	0.21
Glass only	0.28

Visible Light Transmittance

Complete skylight	0.48
-------------------	------

Luminous Efficacy (Ke = VT/SHGC)

Complete skylight	2.29
-------------------	------

All figures generated by AFRC accredited simulators. Figures based on complete skylight: nominal size 1140mm (W) x 1180mm (H).


VSS Solar Skylight Pitched Roof

Choice of solar powered blinds

The thermal performance of VSS Skylights can be enhanced with the inclusion of a blind. Different levels of light and heat control are available by using either Blockout or Honeycomb blinds. Tailor-made to fit perfectly to each size of skylight, they are easy to install and are supplied with aluminium side channels allowing blinds to be positioned at any point on the skylight.

No additional electrical control system required when adding blinds. (Blinds use remote control supplied with VSS).

Blockout blinds



- Provides blackout from light.
- Colour: White on internal side. Silver coating on external side.
- Materials: Light-tight polyester with heat resistant coating. Aluminium side channels and top cover.
- Reduce light by approx 100%.
- Reduce heat by approx 40%.^
- Easy to fit using VELUX **Pick&Click!**® system.

Honeycomb blinds



- Adds a decorative effect.
- Colour: White on both sides.
- Materials: Double layered pleats (polyester) form a 'honeycomb' structure. Inner faces of honeycomb structure have aluminium coating.
- Reduce light by up to 95%.
- Reduce heat by approx 60%.^
- Easy to fit using VELUX **Pick&Click!**® system.

Blinds sold separately.

Choice of flashing

EDW flashing



EDW flashing is used for skylights installed into tiled roofs and low profiled metal roofs (such as corrugated iron and custom orb – not suitable for metal profiles such as Klip-Lok, Trimdek).



EDL flashing



EDL flashing is used for skylights installed into slate or shingle roofs – typically 4-8mm thick. 'L' shaped sections are provided that act as soaker pieces on either side of the skylight.



EKW combination flashing



Designed for installing multiple skylights side-by-side.† Skylights must be spaced 100mm apart. EKW suitable for same roofs as EDW flashing.



NB: For roofs below 15° pitch, skylights need to be raised to 15° and custom flashed. VELUX can assist with technical advice and drawings. (NB: build-up not recommended in Bushfire areas).

VSS – frame and glazing dimensions – technical details

2004 High Performance double glazing as standard

Product/size code ▶	C01	C04	C06	C08	M04	M06	M08	S01	S06
Overall frame size wxh – mm	550x700	550x980	550x1180	550x1400	780x980	780x1180	780x1400	1140x700	1140x1180
Internal glass size wxh – mm	407x519	407x799	407x999	407x1219	637x799	637x999	637x1219	997x519	997x999
Daylight area (M ²)	0.21	0.33	0.41	0.50	0.51	0.64	0.78	0.52	1.00
Ventilation area (M ²)	0.24	0.33	0.38	0.44	0.39	0.44	0.49	0.40	0.54
2004 High Performance glazing sizes available	✓	✓	✓	✓	✓	✓	✓	✓	✓
Weight in kg *	21.7	25.9	30.7	33.1	33.4	37.2	41.5	38.5	50.7

Skylights can only be installed as per orientation depicted above.

NB: Opening Restrictors: BCA 2013 Vol 1 & 2 regulations (Prevention of Falls from Windows – Balustrades & Barriers); contact VELUX for information relating to restrictor devices for within-reach opening skylights.

* Weight includes flashing.

† Not Suitable for above – below installations.

^ Based on VELUX internal testing with 3076 model Roof Window.