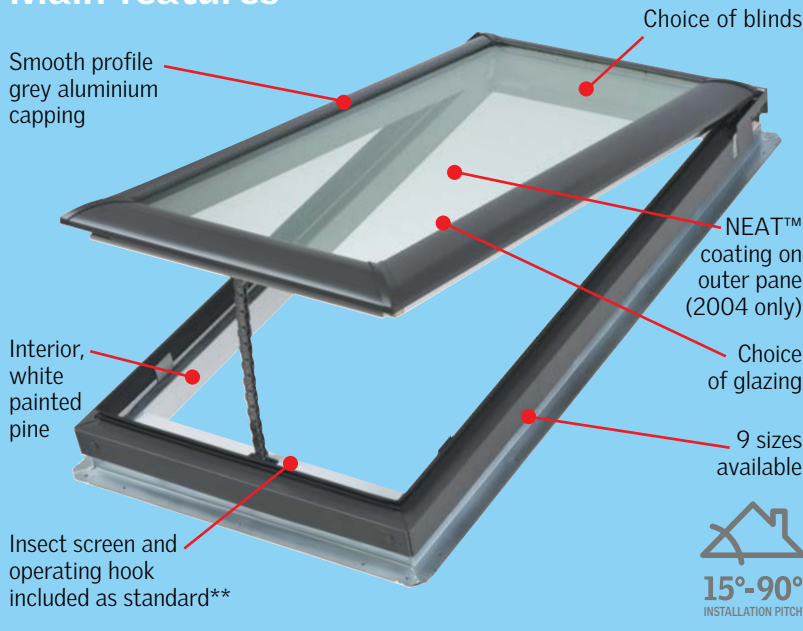


# VS Manual Skylight Pitched Roof

## Main features

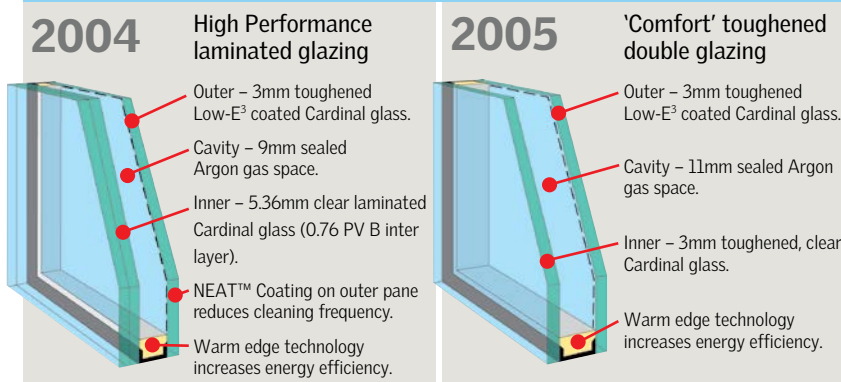


## Construction

Quality frame made from Ponderosa pine. Factory treated with a base preservative to reduce mould and mildew. Further treated with paint (2 coats) for a clean white interior finish.

VS Skylights are operated manually. The VS has a hook included which requires a rod control to wind the hook and open the sash. Or for applications within reach, a winder handle can be used.

## Choice of Double Glazing



Benefits:	2004	2005	Australian Standard AS1288
• Radiant heat block: Complete window Glass only	approx 80%	80%	Laminated glass (2004) must be used for skylights installed 3m or more above floor level.
• UV Harmful rays block	approx 70%	70%	
• Noise reduction factor#	approx 99%	95%	
• WERS rating	32dB	29dB	
• Double layer of Low-E <sup>3</sup> coating.	5 stars	5 stars	
• 10 year warranty on insulated glass seal.	✓	✓	
• Reduced cleaning frequency.	✓	✓	

## NEAT™ Photocatalytic Coating

- Silicone Dioxide/Titanium Dioxide coating reacts with the sun's UV rays to decompose surface organic dirt before rinsing away with the next shower of rain, thereby reducing cleaning frequency.
- The coating also makes the glass surface smoother, so water disperses evenly, sheets off, and evaporates quickly; thereby minimising water spotting on the pane.



<b>10 YEAR WARRANTY</b> on skylights, flashings and glazing	<b>3 YEAR WARRANTY</b> on blinds and accessories
-------------------------------------------------------------------	--------------------------------------------------------

## VS technical performance

### Australian Standards

VELUX Skylights are tested and approved to the appropriate Australian Standards.

**AS4285 SKYLIGHTS**  
Cyclonic & Non-Cyclonic

**AS1288 OVERHEAD GLAZING**  
Laminated inner pane†

**AS3959 BUSHFIRE**  
Attack Level 40^

**AS1530.1: BCA BOUNDARY SEPARATION††**  
Class 1 & Class 10 buildings:  
Within 900mm of a boundary wall  
Class 2 to Class 9 buildings:  
3 metres from a boundary wall^^

VELUX Skylights are deemed non-combustible and thereby comply with BCA Fire Separation requirements.

†† CSIRO assessment report available on request. VELUX recommends consultation with relevant authority before work commences. Skylight assessed in closed position.

† 2004 glazing variant.

^ Bushfire testing applicable to 2004 glazing variant skylight in roof pitch 18°-75°. Skylight only. Custom-made flashing required. Skylight tested in closed position, additional mesh protection may be required for opening apertures (consult local council).

^^ Skylight cannot be closer than 3m unless the boundary is adjoining a road or public place. Consult BCA for further details.

### Hailstone Test

VELUX Simulated Tests ‡ASTM E822-2009.

‡ ASTM E822-2009 standard practice for determining resistance of Solar Collector Covers to Hail impact with propelled ice balls (2004 glazing).

### Energy Rating

VS Openable Skylights have been energy rated in accordance with the Skylight Energy Rating Scheme (WERS).

★★★★★ **Maximum 5 stars Summer Ratings**

4.5 out of 5 stars for Winter Rating.  
4.5 out of 5 stars for Cool Daylight in Summer.

Glazing type	2004	2005
--------------	------	------

U-value (W/m <sup>2</sup> K)	2004	2005
Complete skylight	2.50	2.60
Glass only	1.93	1.98

Solar Heat Gain Co-efficient	2004	2005
Complete skylight	0.21	0.21
Glass only	0.28	0.28

Visible Light Transmittance	2004	2005
Complete skylight	0.48	0.49

Luminous Efficacy (Ke = VT/SHGC)	2004	2005
Complete skylight	2.29	2.33

All figures generated by AFRC accredited simulators. Figures based on complete skylight: nominal size 1140mm (W) x 1180mm (H).

\*\* Winder handle and extension rods to be purchased separately. Details overleaf.

\* For roofs below 15° pitch, skylights need to be raised to 15° and custom flashed. VELUX can assist with technical advice and drawings. (NB: build-up not recommended in Bushfire areas.)  
#Based on STC value tested to ISO/IEC 17025:2005

# VS Manual Skylight Pitched Roof

## Choice of solar powered blinds

The thermal performance of VS Skylights can be enhanced with the inclusion of a blind. Different levels of light and heat control are available by using either Blockout or Honeycomb blinds. Tailor-made to fit perfectly to each size of skylight, they are easy to install and are supplied with aluminium side channels allowing blinds to be positioned at any point on the skylight.

### Blockout blinds



- Provides blackout from light.
- Colour: White on internal side. Silver coating on external side.
- Materials: Light-tight polyester with heat resistant coating. Aluminium side channels and top cover.
- Reduce light by approx 100%.
- Reduce heat by approx 40%.^
- Easy to fit using VELUX **Pick&Click!** system.
- Operated by wireless wall-mounted keypad (provided).

### Honeycomb blinds



- Adds a decorative effect.
- Colour: White on both sides.
- Materials: Double layered pleats (polyester) form a 'honeycomb' structure. Inner faces of honeycomb structure have aluminium coating.
- Reduce light by up to 95%.
- Reduce heat by approx 60%.^
- Easy to fit using VELUX **Pick&Click!** system.
- Operated by wireless wall-mounted keypad (provided).

Blinds sold separately.

**NB: NEW VELUX blinds and flashings do not fit VELUX Skylights manufactured prior to March 2010 and must be ordered accordingly.**

## VS – frame and glazing dimensions – technical details

Product/size code (Old code – pre April 2010)	C01 (101)	C04 (104)	C06 (106)	C08 (108)	M04 (304)	M06 (306)	M08 (308)	S01 (601)	S06 (606)
Overall frame size w x h – mm	550x700	550x980	550x1180	550x1400	780x980	780x1180	780x1400	1140x700	1140x1180
Internal glass size w x h – mm	407x519	407x799	407x999	407x1219	637x799	637x999	637x1219	997x519	997x999
Daylight area (M <sup>2</sup> )	0.21	0.33	0.41	0.50	0.51	0.64	0.78	0.52	1.00
Ventilation area (M <sup>2</sup> )	0.24	0.33	0.38	0.44	0.39	0.44	0.49	0.40	0.54
2004 High Performance glazing sizes available	✓	✓	✓	✓	✓	✓	✓	✓	✓
2005 Comfort glazing sizes available	✓	✓	-	✓	✓	-	✓	-	-
2004 – weight in kg *	20.2	24.5	29.3	31.7	31.4	35.2	39.4	35.9	48.1
2005 – weight in kg *	19.0	22.6	-	28.9	28.5	-	35.2	-	-

Skylights can only be installed as per orientation depicted above.  
 NB: Opening Restrictors: BCA 2013 Vol 1 & 2 regulations (Prevention of Falls from Windows – Balustrades & Barriers): contact VELUX for information relating to restrictor devices for within-reach opening skylights.

\* Weight includes flashing.  
 ^Based on VELUX internal testing with 3076 model Roof Window.

## Choice of flashing

### EDW flashing



EDW flashing is used for skylights installed into tiled roofs and low profiled metal roofs (such as corrugated iron and custom orb – not suitable for metal profiles such as Klip-Lok, Trimdek).



### EDL flashing



EDL flashing is used for skylights installed into slate or shingle roofs – typically 4-8mm thick. 'L' shaped sections are provided that act as soaker pieces on either side of the skylight.



### EKW combination flashing



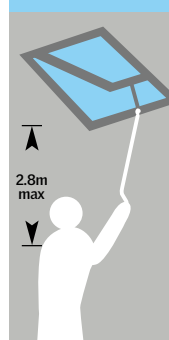
Designed for installing multiple skylights side-by-side or above-below. Skylights must be spaced 100mm apart. EKW suitable for same roofs as EDW flashing.



NB: For roofs below 15° pitch, skylights need to be raised to 15° and custom flashed. VELUX can assist with technical advice and drawings. (NB: build-up not recommended in Bushfire areas).

## Control options

### Out of reach situations



**ZCT 300 extension rod**  
 Telescopic rod control (145cm in length, extendable up to 285cm)  
 Attaches to operating hook for simple winding action to open and close.

**ZOZ 032 short control rod**  
 (60cm long)

### Within reach situations



**ZZZ 201 winder handle**

Replaces operating hook for simple winding action to open and close.